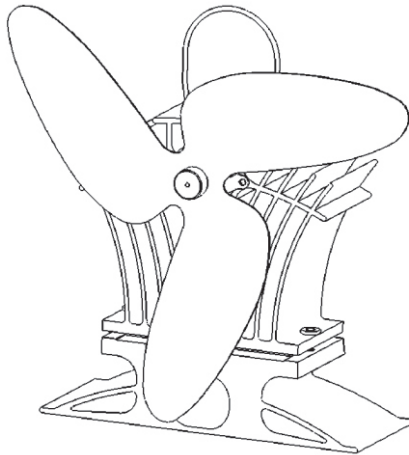


Ecofan™ GS



Models: 14078 - 806GS-BBX Black & Brass
14078N - 806GS-KBX Black & Nickel

**UK OPERATING INSTRUCTIONS
& WARRANTY CONDITIONS**



CALFIRE

The Ecofan™ GS

Important:

The information in this manual contains safe operating instructions and warranty information. Read this information carefully to learn how to operate and maintain your Ecofan™ GS properly and to avoid injury or product damage.

Proper Usage

The Ecofan™ GS is designed for use on freestanding gas stoves with surface temperatures between 65°C to 150°C (150°F to 300°F). Placing your Ecofan™ GS on a stove top surface with temperatures above 150°C (300°F) will reduce its effectiveness. It can also damage the unit and void the warranty. Do not use the Ecofan™ GS on a woodstove.

Handling the Ecofan™ GS

The base of the Ecofan™ GS will get hot when used. Hold the unit firmly by the handle at all times as shown in Figure 1. Do not touch the base of the Ecofan GS. Never set the Ecofan™ GS down on an unprotected surface as the hot base could potentially damage that surface.

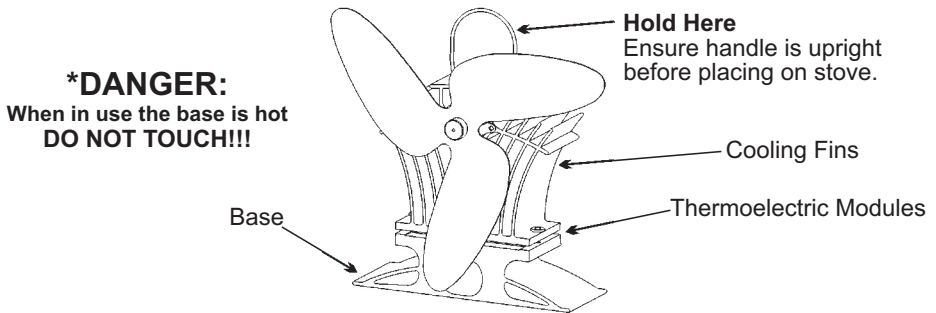


Figure 1.

Children

Accidents can occur if children are not properly supervised around your stove or Ecofan GS. Children should be kept away from your stove and never allowed to handle the Ecofan GS. Never assume that children will remain where you last saw them. Always use caution and supervise children around your stove.

Placement on the Stove Top

To get maximum performance from your Ecofan™ GS it is important to place it correctly on the stove top. There are two main factors to consider when positioning the Ecofan™ GS:

- 1) Finding the hottest part of the gas stove surface (up to 150°C or 300°F)
- 2) Ensuring that cool air can be drawn from behind the Ecofan™ GS over the top, cooling fins.

The easiest method to find the hottest part of the stove top when using your Ecofan™ GS for the first time, is to simply place it on various parts on the top and then observe how fast the fan spins. It will turn the fastest on the hottest part. This is the recommended method for stoves without a grate on the stove top. We have found the following positions to work best on most gas stoves that include a grate on the stove top.




Figure 2.

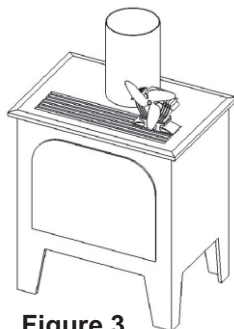


Figure 3.

Figure 2) For stoves that have a full grate, position your Ecofan™ GS to the back corner making sure that hot air is not forced behind fan.

Figure 3) For stoves that have only a grate near the front, position your Ecofan™ GS at the back of the grate, away from the chimney pipe

Important: If the Ecofan GS is placed on a surface hotter than 150°C, or 300°F, the built in overheat protector will activate. This will cause the unit to slow down to protect itself. If this happens, simply move the Ecofan GS to a cooler spot on the stove top and the overheat protector will reset automatically.

Keep the Box

We recommend that you keep the your Ecofan box. You can use this for storage over the summer months and it will make it easier if you need to return the fan under guarantee or for refurbishment.

Join the Eco'fan' Club

Visit www.ecofan.co.uk and click on **The Eco'fan' Club**. Here you will be able to read customers testimonials and view pictures of Ecofans in use. There is a link provided for you to download your comments and pictures for inclusion on the site.

UK WARRANTY

This product is warranted to be free from any manufacturer's defects in material and workmanship for a period of 1 year from the date of purchase. Should this product become defective or fail to operate under normal conditions within this 1 year period, simply return the unit, together with the original invoice or cash register slip, to our UK distributors Calfire at the following address:

Calfire Spareline Ltd., Gledrid. Chirk. Wrexham LL14 5DG.

Repair or replacement of the product in the UK shall be at the option of Calfire.

This warranty covers household use only and does not cover commercial or industrial use. This warranty does not cover abnormal wear or damages resulting from accident, misuse, abuse or, if applicable, breakage (when such breakage is not due to a manufacturing defect) and any other incidental or consequential damages. This warranty is in lieu of any other expressed warranties. Should repair become necessary after the warranty period has expired then send your product to Calfire for a refurbishment quotation. See www.ecofan.co.uk for details of the UK refurbishment program.

UK Distributor **CALFIRE**

Calfire Spareline Ltd

Gledrid
Chirk
Wrexham
LL14 5DG
UK

Tel: 01691 772922
Fax: 01691 773552
http: www.ecofan.co.uk
http: www.calfire.com
email: sales@calfire.com

Manufacturer **Caframo™**

Caframo Limited

RR 2 Warton
Ontario
NOH 2TO
Canada

Tel: 001-800-567-3556
http: www.caframo.com
email: contactus@caframo.com